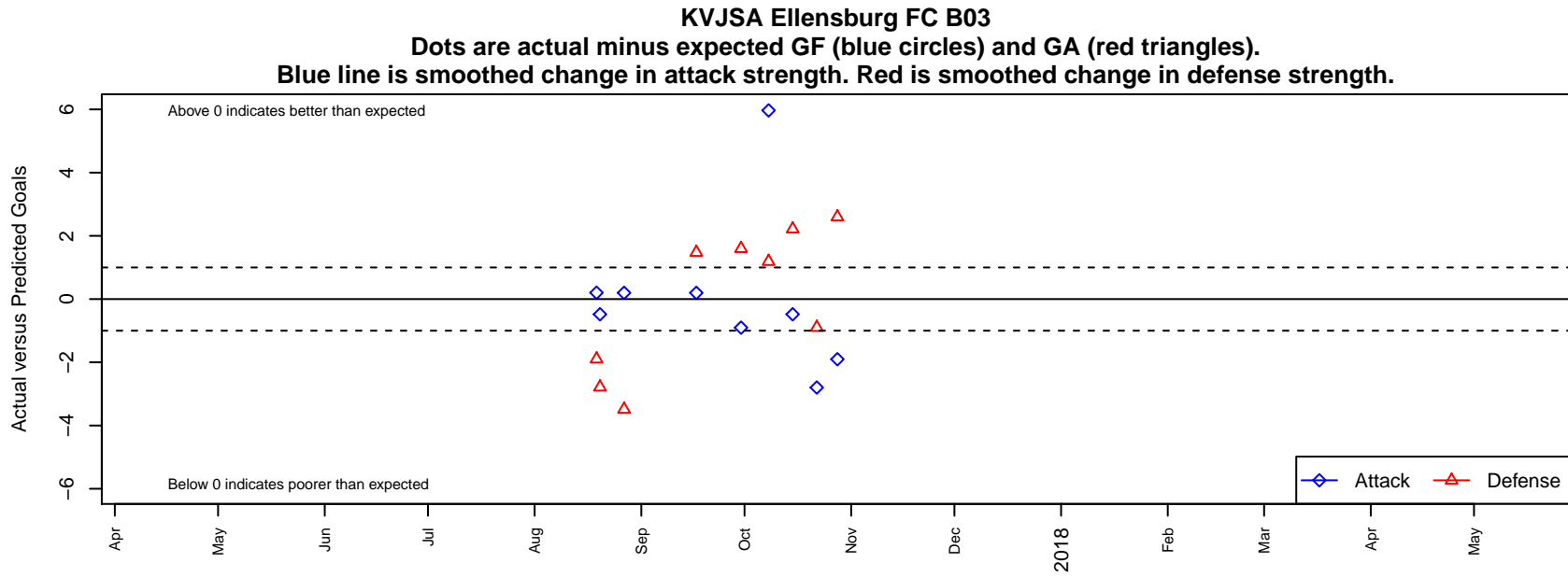


KVJSA Ellensburg FC B03

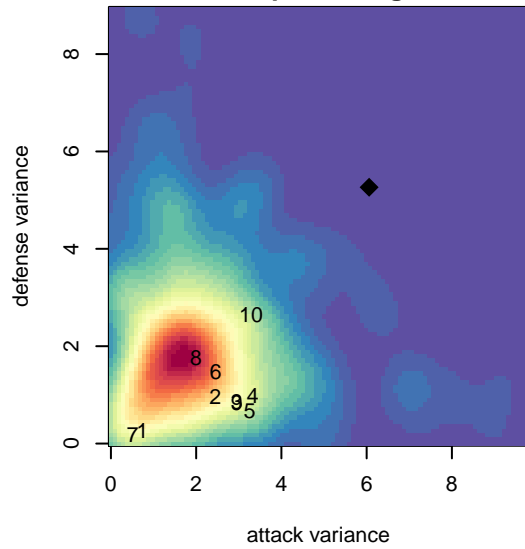
Kittitas Valley Junior SA
Ellensburg, WA
B03 total strength=1017
attack=3.24 defense=1.39
fall league = PSPL Copa 1 – East U15

alt names used:
KVJSA Ellensburg FC B.03

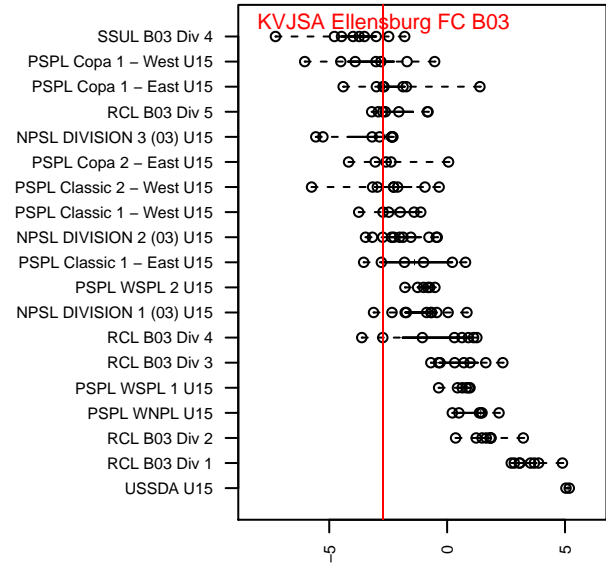
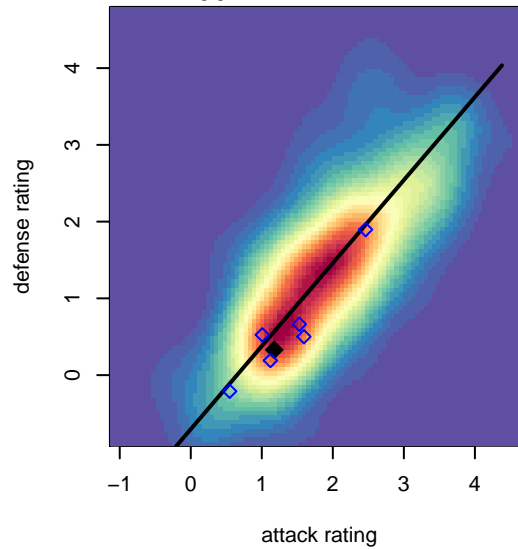
Venues played:
2017 PSPL Copa 1 – East U15



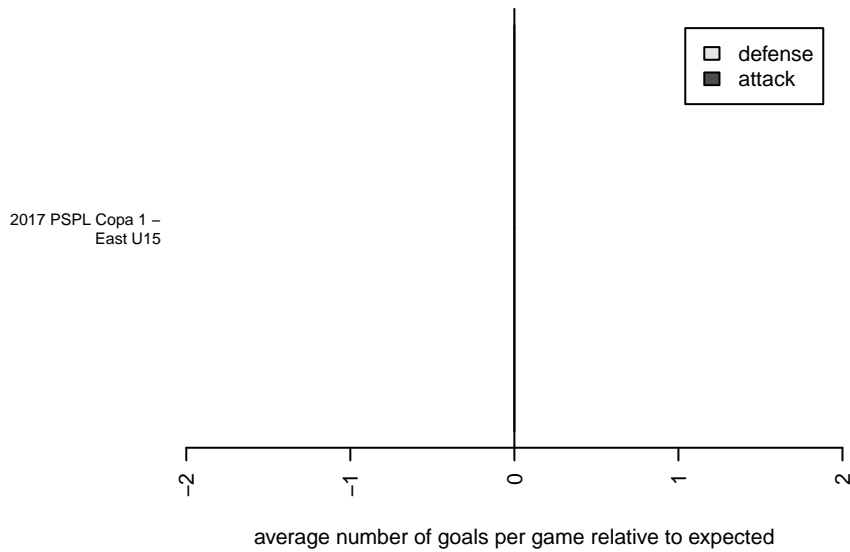
**attack and defense variance (black dot)
relative to other teams
and top 10 in region**



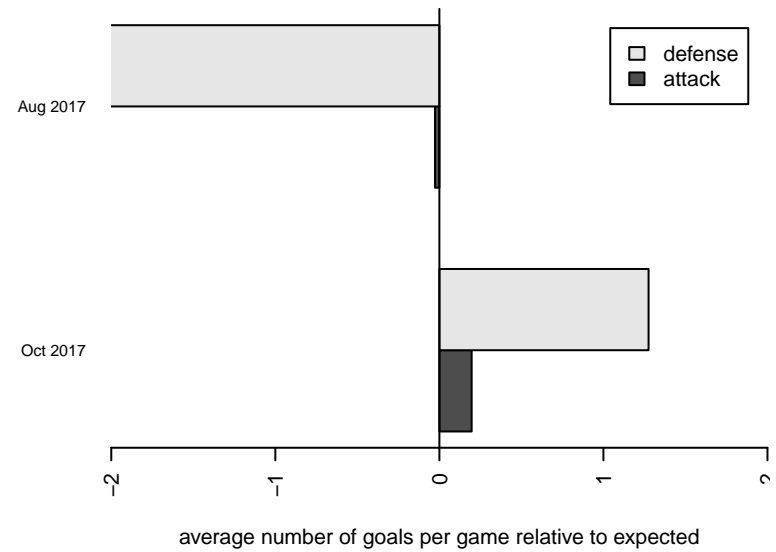
**attack and defense rating
relative to others at age
and all opponents in last 13 months**



Performance relative to 13 month average



Performance relative to 13 month average



| date | home | | away | | venue | pred.home | pred.away |
|-------------|-------------------------|----|-------------------------------|----|-----------------------------|------------------|------------------|
| 2017-10-28 | Wenatchee FC B B03 | 1 | KVJSA Ellensburg FC B03 | 0 | 2017 PSPL Copa 1 – East U15 | 3.60 | 1.90 |
| 2017-10-22 | Breakers Red B03 | 3 | KVJSA Ellensburg FC B03 | 0 | 2017 PSPL Copa 1 – East U15 | 2.10 | 2.80 |
| 2017-10-15 | Tri-Cities B03 | 7 | KVJSA Ellensburg FC B03 | 0 | 2017 PSPL Copa 1 – East U15 | 9.21 | 0.48 |
| 2017-10-08 | KVJSA Ellensburg FC B03 | 10 | FC Spokane Black Sossaman B03 | 0 | 2017 PSPL Copa 1 – East U15 | 4.03 | 1.19 |
| 2017-09-30 | KVJSA Ellensburg FC B03 | 1 | Wenatchee FC B B03 | 2 | 2017 PSPL Copa 1 – East U15 | 1.90 | 3.60 |
| 2017-09-17 | Spokane Pumas B03 | 1 | KVJSA Ellensburg FC B03 | 2 | 2017 PSPL Copa 1 – East U15 | 2.47 | 1.80 |
| 2017-08-27 | KVJSA Ellensburg FC B03 | 2 | 3 Rivers White B03 | 7 | 2017 PSPL Copa 1 – East U15 | 1.80 | 3.51 |
| 2017-08-20 | KVJSA Ellensburg FC B03 | 0 | Tri-Cities B03 | 12 | 2017 PSPL Copa 1 – East U15 | 0.48 | 9.21 |
| 2017-08-19 | KVJSA Ellensburg FC B03 | 3 | Breakers Red B03 | 4 | 2017 PSPL Copa 1 – East U15 | 2.80 | 2.10 |